

**Form No: 502674 ORDERING GUIDE - DC S-SERIES**

V 0 1 5 ● 0 5 S B N 3

**Measurement Range (mm)**

**Note!**

for +/- volts, quote +/- mm  
for 0-5 V or 10 V, quote total travel

**IP Rating**

5	65
7	67

**Core/Carrier Type**

M	Free 6.3 mm core - M4 x 0.7 thread
S	Guided core/carrier - M6 x 1.0 thread
T	Free core + carrier
U	Guided core/carrier with 6 mm Universal Joints * **

\* **Not for V100 & V150 without Solartron approval**  
\*\* **Not available with Axial Connector**

**Output Range**

A	-5 to + 5 VDC
B	0 to +10 VDC
C	+5 to -5 VDC
D	+10 to 0 VDC
E	+10 to -10 VDC
F	-10 to +10 VDC
G	0 to +5 VDC
H	+5 to 0 VDC

**Electrical Connections**

N	Cable only
D	Din Plug 5 way 180° screw lock
L	Axial connector with mating half *

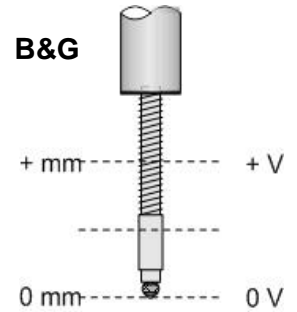
\* **Not available with Universal Joints**

**Cable Length**

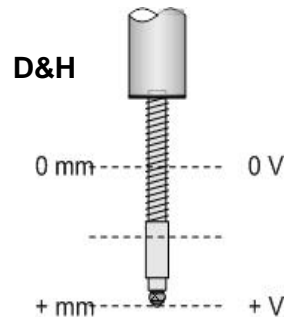
X	X = cable length in metres *
0	If no cable required with Axial connector

\* **No greater than 5 metres**

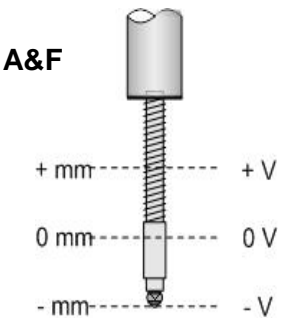
**B&G**



**D&H**



**A&F**



**C&E**

